














Transducers for Z60 Vet
V01.00.00



mindray
healthcare within reach

	Probe	Illustration	Parameters	Application	Biopsy kit
Convex	3C5P		Bandwidth: 1.7-6MHz ExFOV: 92° Radius: 50mm	Big animal's abdomen	NGB-006, multi angle, reusable
	6C2P		Bandwidth: 3.3-11.3MHz ExFOV: 122° Radius: 15mm	Small animal's abdomen, thoracic, and cardiac	NGB-018, multi angle, reusable
Endocavity	V10-4BP		Bandwidth:3.4-11MHz ExFOV: 180° Radius: 10mm	Big animal's reproductive system	NGB-004, single angle, reusable; disposable
	6CV1P		Bandwidth: 3.5-12.3MHz ExFOV: 190° Radius: 10mm	Big animal's reproductive system	NGB-004 single angle, reusable; disposable
	CB10-4P		Bandwidth: 3-11MHz ExFOV: 180° Radius: 9mm	Big animal's reproductive system	NGB-004 single angle, reusable; disposable
	6LE7P		Bandwidth: 3-12MHz FOV:52.6mm	Big animal's reproductive system	NGB-009 single angle, reusable; disposable
	6LE5VP		Bandwidth:3-11.5MHz ExFOV: 48mm	Big animal's reproductive system	Not available

Linear	7L4P		Bandwidth: 3.7-13.1 MHz FOV: 37.7mm	Big animal's tendon, small animal's abdomen, small parts and eyeball	NGB-007
	7L5P		Bandwidth: 3.2-11.8 MHz FOV: 52.4mm	Big animal's tendon, small animal's abdomen, small parts and eyeball	NGB-007
	L14-6P		Bandwidth: 3.5-16.0 MHz FOV: 25.2mm	Small animal's abdomen, small parts and eyeball	NGB-016
	7LT4P		Bandwidth: 3.5-13.5 MHz FOV: 39.7mm	Big animal's tendon, small animal's abdomen and small parts	NGB-010, multi-angle, reusable
Sector	2P2P		Bandwidth: 1.5 -5MHz FOV: 90°	Small animal's abdomen, thoracic, and cardiac	NGB-011
	P7-3P		Bandwidth: 2-8 MHz FOV: 90°	Small animal's cardiac	Not available